


## ★ Length and Perimeter – Calculate Perimeter

Children use their understanding of the properties of shape to calculate the perimeter of simple 2D shapes. They see the link between repeated addition and multiplication in order to work out the perimeter.

On this sheet, they start with shapes that have all lengths included. They move on to finding missing lengths with simple measurements.

masterthecurriculum.co.uk

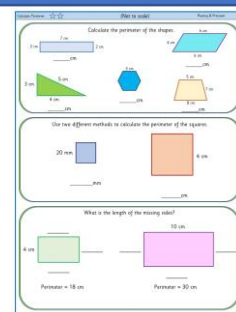


## ★★ Length and Perimeter – Calculate Perimeter

Children use their understanding of the properties of shape to calculate the perimeter of simple 2D shapes. They see the link between repeated addition and multiplication in order to work out the perimeter.

On this sheet, they start with shapes that have some missing lengths. They move on to finding missing lengths with more complex measurements.

masterthecurriculum.co.uk

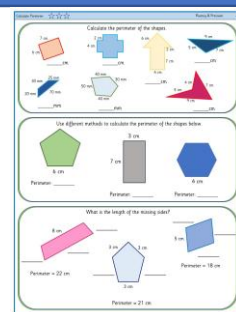


## ★★★ Length and Perimeter – Calculate Perimeter

Children use their understanding of the properties of shape to calculate the perimeter of a variety of 2D shapes. They see the link between repeated addition and multiplication in order to work out the perimeter.

On this sheet, they start with a variety of shapes that have missing lengths. They move on to working out missing lengths when given the perimeter.

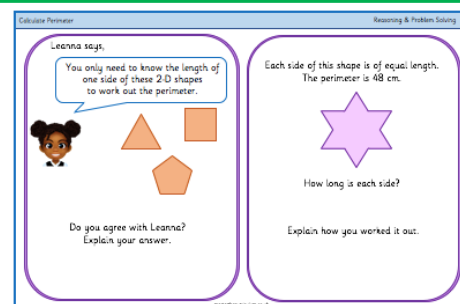
masterthecurriculum.co.uk



## Reasoning & Problem Solving

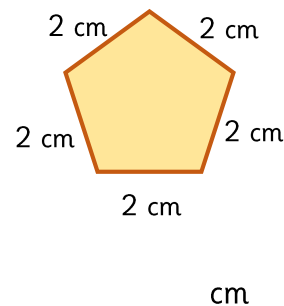
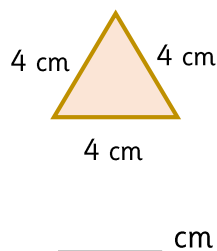
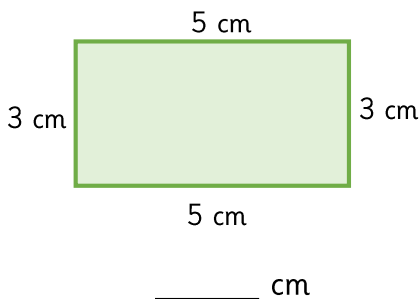
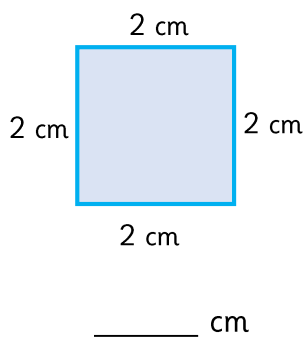
### Length and Perimeter – Calculate Perimeter

Children to continue showing their understanding of perimeter with reasoning tasks.



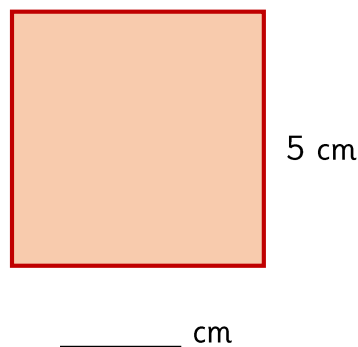
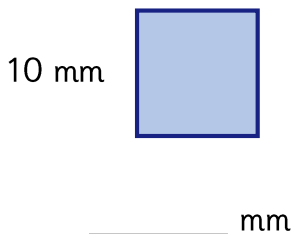


Calculate the perimeter of the shapes.

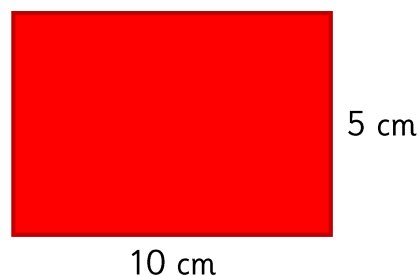


Use two different methods to calculate the perimeter of the squares.

Remember the sides of the squares have the same length.

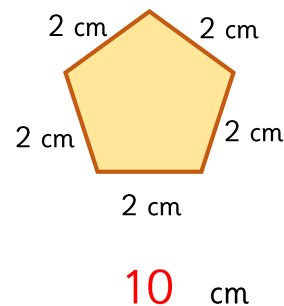
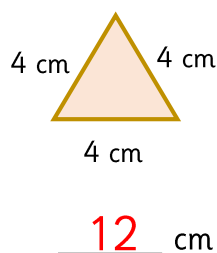
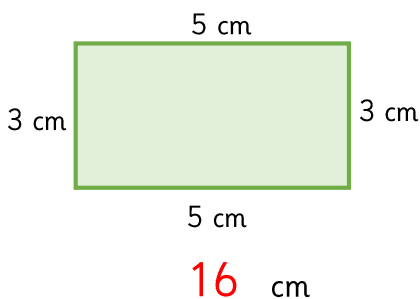
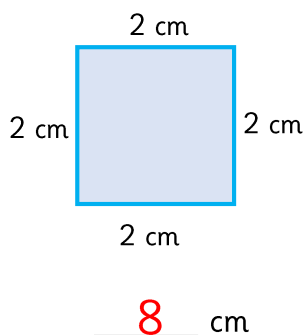


Can you still work out the perimeter?





Calculate the perimeter of the shapes.



Use two different methods to calculate the perimeter of the squares.

*Remember the sides of the squares have the same length.*


$$10 \times 4 = 40$$

10 mm



40 mm

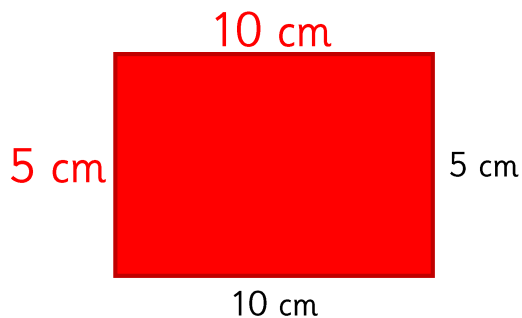
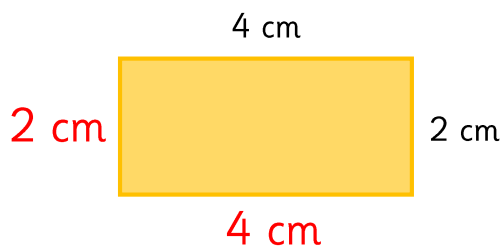
$$5 + 5 + 5 + 5 = 20$$



5 cm

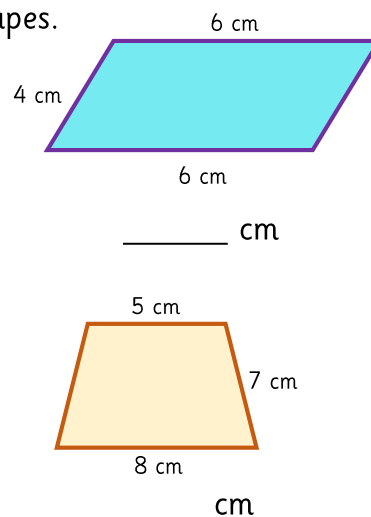
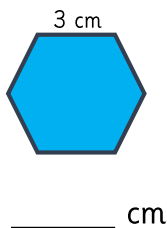
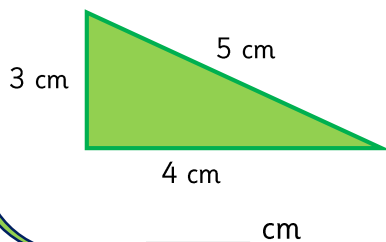
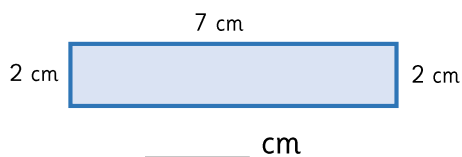
20 cm

Can you still work out the perimeter?

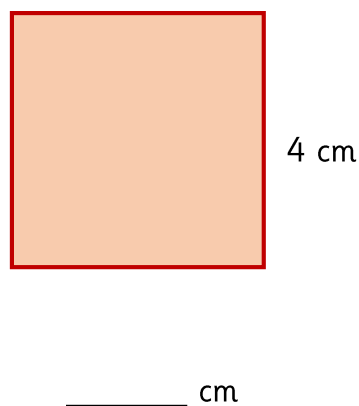
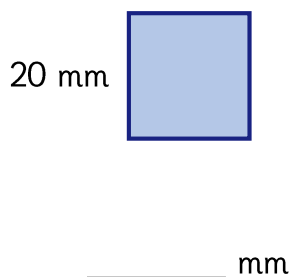




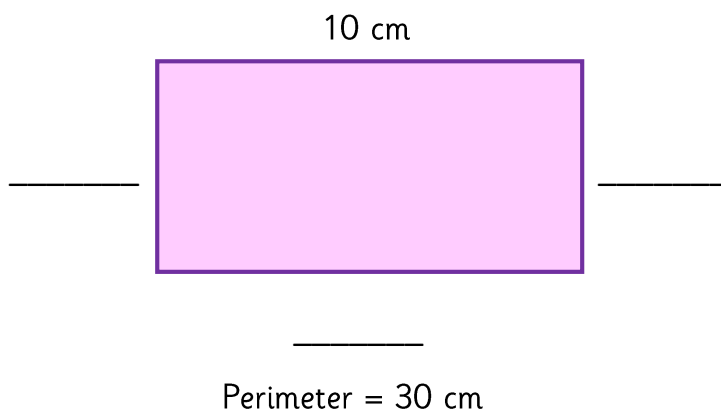
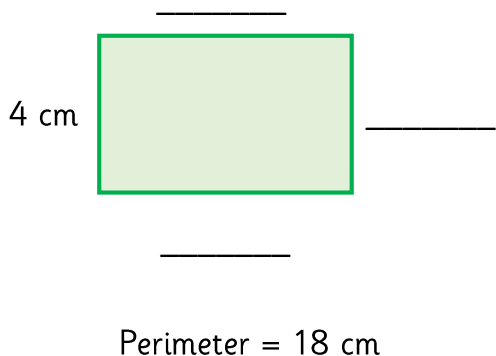
Calculate the perimeter of the shapes.



Use two different methods to calculate the perimeter of the squares.

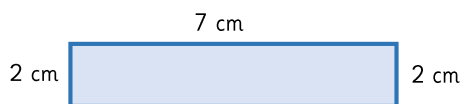


What is the length of the missing sides?

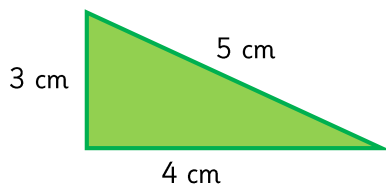




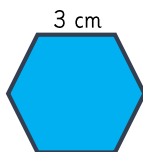
Calculate the perimeter of the shapes.



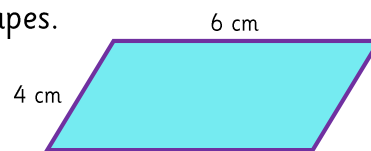
18 cm



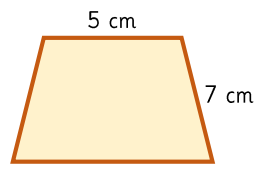
12 cm



18 cm



20 cm



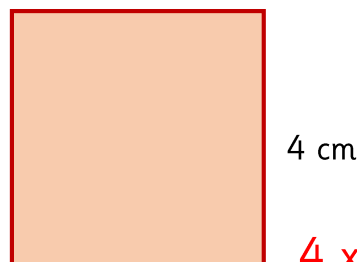
27 cm

Use two different methods to calculate the perimeter of the squares.



$$20 + 20 + 20 + 20 = 80$$

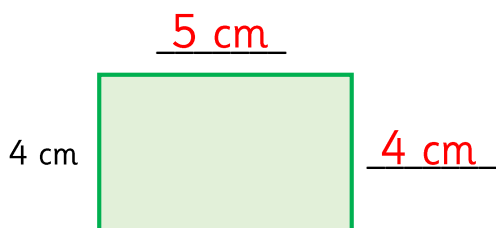
80 mm



$$4 \times 4 = 16$$

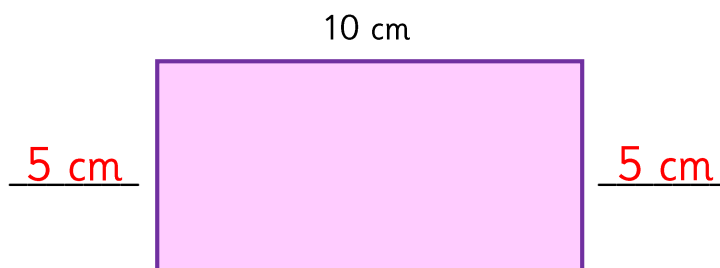
16 cm

What is the length of the missing sides?



5 cm

Perimeter = 18 cm



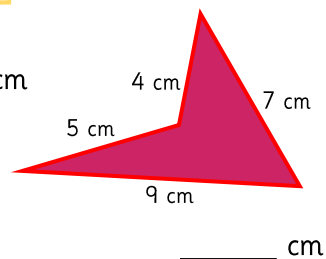
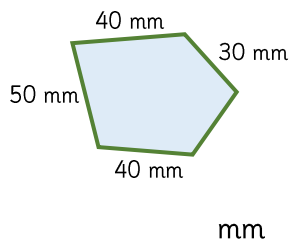
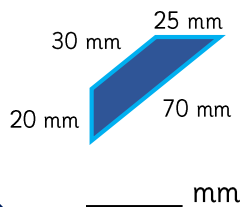
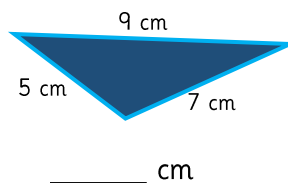
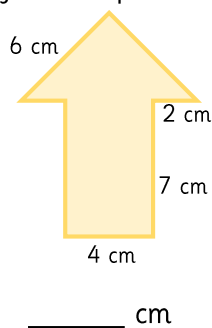
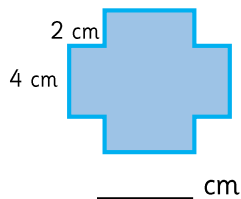
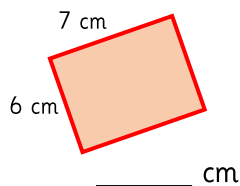
5 cm

10 cm

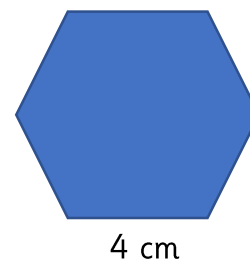
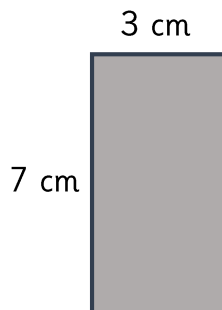
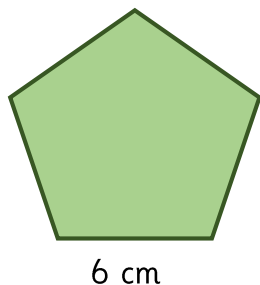
Perimeter = 30 cm



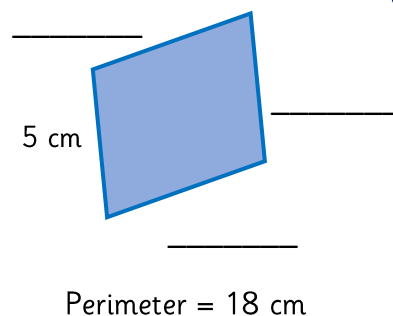
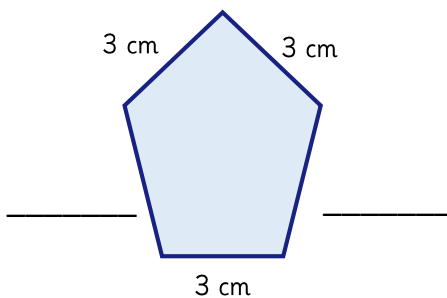
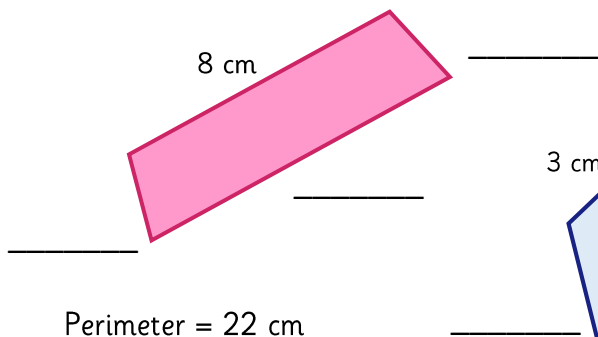
Calculate the perimeter of the shapes.



Use different methods to calculate the perimeter of the shapes below.

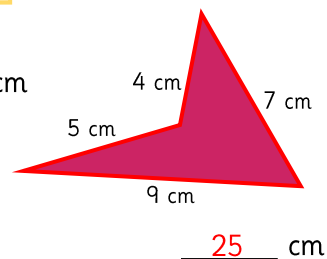
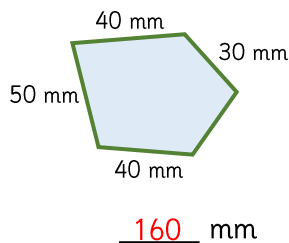
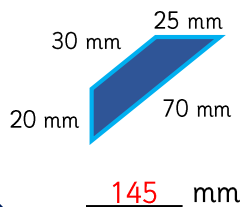
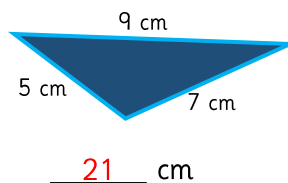
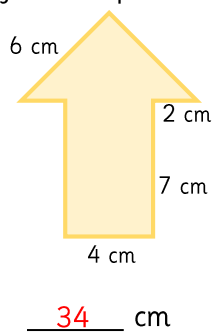
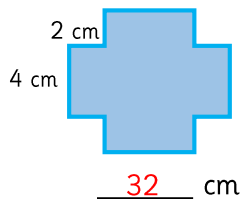
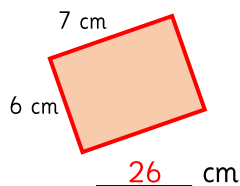


What is the length of the missing sides?

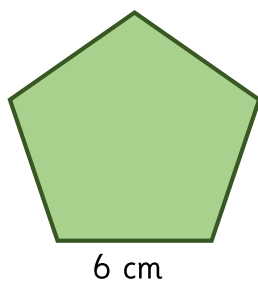




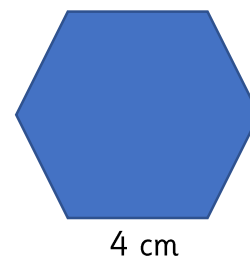
Calculate the perimeter of the shapes.



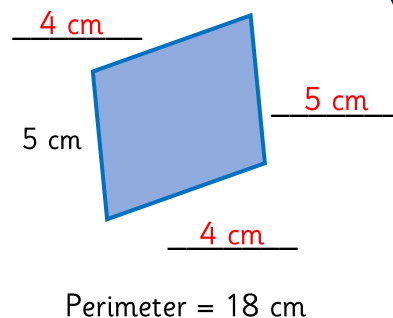
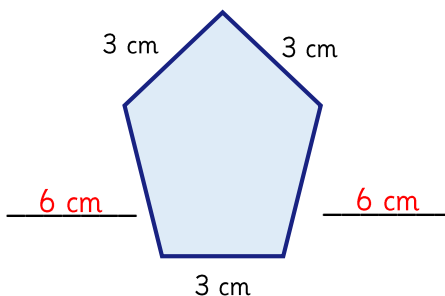
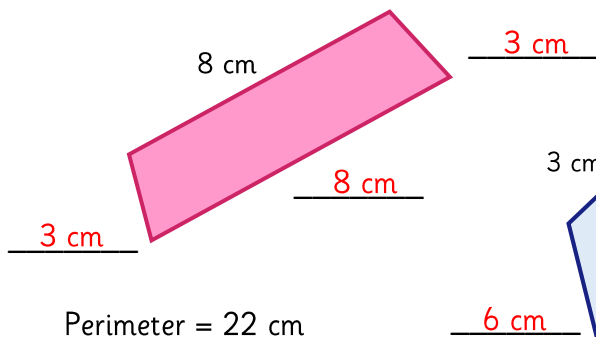
Use different methods to calculate the perimeter of the shapes below.



$$4 + 4 + 4 + 4 + 4 + 4 =$$

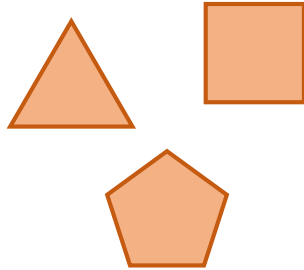


What is the length of the missing sides?



Leanna says,


You only need to know the length of one side of these 2D shapes to work out the perimeter.



Do you agree with Leanna?  
Explain your answer.

masterthecurriculum.co.uk

Each side of this shape is of equal length.  
The perimeter is 48 cm.

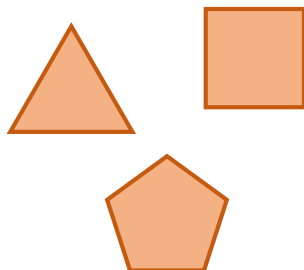


How long is each side?

Explain how you worked it out.

Leanna says,


You only need to know the length of one side of these 2D shapes to work out the perimeter.



Do you agree with Leanna?  
Explain your answer.

masterthecurriculum.co.uk

Each side of this shape is of equal length.  
The perimeter is 48 cm.



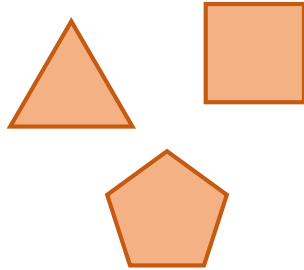
How long is each side?

Explain how you worked it out.



Leanna says,


You only need to know the length of one side of these 2D shapes to work out the perimeter.



She is correct. The shapes are all regular shapes with equal sides. If you know one of the sides- you can work out the perimeter.

masterthecurriculum.co.uk

Each side of this shape is of equal length.  
The perimeter is 48 cm.



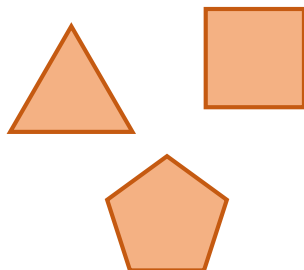
How long is each side?

The star has 12 sides.  $48 \div 12 = 4$

Each side is 4 cm.

Leanna says,


You only need to know the length of one side of these 2-D shapes to work out the perimeter.



She is correct. The shapes are all regular shapes with equal sides. If you know one of the sides- you can work out the perimeter.

masterthecurriculum.co.uk

Each side of this shape is of equal length.  
The perimeter is 48 cm.



How long is each side?

The star has 12 sides.  $48 \div 12 = 4$

Each side is 4 cm.